













Contents of GIMP Toolbox


-  Rectangular Select Tool: Select a rectangular region.
-  Ellipse Select Tool: Select an elliptical region.
-  Free Select Tool: Select a hand drawn region.
-  Fuzzy Select Tool: Select a contiguous region on the basis of color.
-  Select by Color Tool: Select regions with similar colors.
-  Scissors Select Tool: Select shapes using intelligent edge-fitting.
-  Foreground Select Tool: Select a region containing foreground objects.
-  Paths Tool: Create and edit paths.


-  Color Picker Tool: Set color from image pixels.


-  Zoom Tool: Adjust the zoom level.


-  Measure Tool: Measures distances and angles.



-  Move Tool: Move layers, selections and other objects.



-  Alignment Tool: Align or arrange layers and other objects.

-  Crop Tool: Remove edge areas from image or layer.

-  Rotate Tool: Rotate the layer, selection or path.

-  Scale Tool: Scale the layer, selection or path.

-  Shear Tool: Shear the layer, selection or path.
-  Perspective Tool: Change perspective of the layer, selection or path.

-  Flip Tool: Reverse the layer, selection or path horizontally or vertically.
-  Text Tool: Bucket Fill Tool: Fill selected area with a color or pattern.



Bucket Fill Tool: Fill selected area with a color or pattern.



Blend Tool: Fill selected area with a color gradient.



Pencil Tool: Hard edge painting using a brush.



Paintbrush Tool: Paint smooth strokes using a brush.



Eraser Tool: Erase to background or transparency using a brush.



Airbrush Tool: Paint using a brush, with variable pressure.



Ink Tool: Calligraphy-style painting.



Clone Tool: Selectively copy from an image or pattern, using a brush.



Healing Tool: Heal image irregularities.



Perspective Clone Tool: Clone from an image source after applying a perspective transformation.



Blur/Sharper Tool: Selective blurring or unblurring using a brush.



Smudge Tool: Smudge selectively using a brush.



Dodge/Burn Tool: Selectively lighten or darken using a brush.



Foreground & background colors. The black and white squares reset colors. The arrows swap colors. Click to open the color selection dialog.



The active brush. Click to open the Brush Dialog. The active pattern. Click to open the Pattern Dialog. The active gradient. Click to open the Gradient Dialog.